

Worship at St. Paul's Episcopal Church



About this book


Welcome to St. Paul's Episcopal Church! We are glad you are here today! This book is designed for all ages to help you follow along during the service. It shows actual items found in our church and describes every part of our worship service.

If you have any questions, please feel free to ask! You can ask the ushers who greeted you at the door, the priests, any of the ministers serving today; the choir, readers, acolytes, or the person sitting next to you!

Upon entering the church

The space from the back door up to the 1st set of steps in the church is called the Nave. Some people may be kneeling and in prayer when you enter. Others may be seated and reading their bulletin or greeting the people next to them.

When you enter you will be greeted by an usher who will hand you a bulletin. This is a guide to help you follow along in the service. The Book of Common Prayer (BCP) is one of our primary resources for prayer and parts of it are reprinted in the bulletin to make it easy to follow along, but feel free to use the actual BCP book which is in the pew rack in front of you.



The Baptismal Font

This is where we baptize those who want to be a child of God. Blessed water is poured on their head, they are anointed with oil and given a candle lit from the Paschal candle; the big candle in the picture. If you would like to be baptized or have a child baptized, feel free to talk to the priest after the service.



Words That Might Be Unfamiliar To You:

Nave – The area in the church where the seats (pews) are located, up to the 1st set of steps.

Narthex – The space at the back of the church when you first enter the church building but before you enter in the Nave.

Chancel – The area past the Nave which includes the top of the 1st set of steps up to the Communion Rail.

Sanctuary – The area behind the Communion Rail up to the Altar.

Bulletin – A booklet given out by the ushers when you first come into the church building. It helps you follow along in the service by providing page numbers for both the Hymnal and Book of Common Prayer.

Hymnal – Book of hymns or songs of praise to God. St. Paul's has two hymnals; The Hymnal 1982 (blue book) and Wonder, Love and Praise (green book).

Book of Common Prayer – A book that contains services for the sacraments and other rites and ceremonies of the Episcopal Church. It also contains the Psalms and the outline of our faith.

Kneeler – The wooden box located at the bottom of the pew in front of you. You should gently pull the kneeler down to you when you are kneeling or push it back up from you when you leave the pew.

Ushers – They welcome you when you come in the church building, give you a bulletin, count the number of people in attendance, take up the offering and assist people in coming forward for Communion.

Acolyte – A boy or girl who assists the priests and carries the cross and candles in procession.

Priest – A person who serves God in a special way, especially by offering the Eucharist, preaching the Gospel, and caring for the people of God.

Lay Eucharistic Ministers – They assist the priest during Communion by delivering the wine and reading scripture.

Terms

Choir – People who serve the church through sung prayer and sit in the choir stalls.

Congregation – The people attending the worship service, who are seated in the Nave.

Alms Basin – The large plates used to collect the offerings.

Holy Eucharist – A sacrament which Jesus gave us to recall His life, death, and rising from the dead.

Deacon—A man or woman who is ordained to serve all people and especially those in need.

Altars—The free standing altar is used by the priest during the second part of our service. The High Altar is against the back wall.

Bells— Our large bells ring every day at 8am, noon and 6pm and at the start of our service. We also have a hand bell choir that shares their talents.

Processional Hymn



We stand and sing from the Blue book (Hymnal) or Green book while the acolytes, choir and other adults (Lay Eucharist Ministers), and priest walk (Process) down the center aisle. The people walking in are part of a procession. The Hymnal is stored in the bookrack on the pew in front of where you are seated.

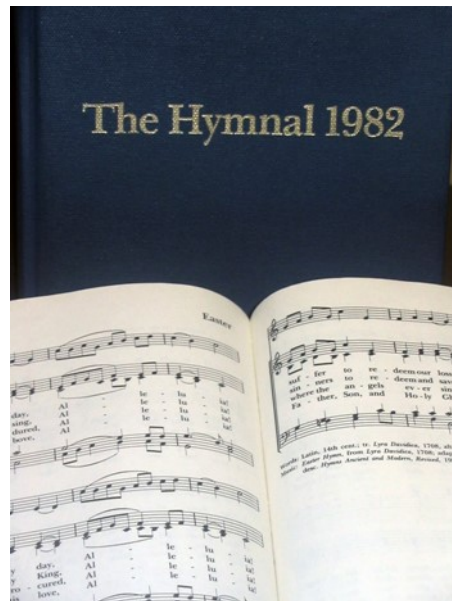
More About the Procession



This is our processional cross. The processional cross (left) is carried by the head acolyte and followed by acolytes carrying the candles, choir, Lay Eucharistic Ministers and clergy. Watch for the cross as it passes your row.

Some people bow as the cross is going by to pay respect to the cross, which is a symbol of Jesus because He died on a cross.

The Liturgy of the Word



After the opening Song of Praise we remain standing as the priest speaks the opening words.

The priest will then offer a prayer (Collect) and at the end, we respond by saying, "Amen." Did you know that "Amen" means, "We Agree" or "I believe"?

Year round, we have a special formation time for younger children so they can hear the Bible readings on their level and engage in activities to apply them to their lives. The priest will invite children up to the front if they would like to participate in KidsWord. They will return to their families at the sign of peace. Parents are welcome to accompany their children to KidsWord to ensure their comfort.

The Liturgy of the Word




We sit while a reader (Lector) stands at the Lectern, located on the right as you face the altar, and reads the Old Testament scripture reading from the Bible which is printed in your bulletin. At the end of the reading, we respond, "*Thanks be to God.*"

We then join in a response to the reading called a Psalm. We might chant it together, or it might be sung with the choir leading everyone.

We will then hear the reading of the second lesson which is from the New Testament of the Bible. We again say at the end, "*Thanks be to God.*"

The Liturgy of the Word

Ever wonder why a certain Bible passage is chosen to be read in church? There is a set schedule of when certain passages of the Bible are used for every day of the year. There are enough readings for three years. The Lectionary is a large book that contains these readings but you can also look up in the Book of Common Prayer or on the internet and see what readings will be read each week.



We stand to sing the sequence hymn from one of our Hymnals or songbooks. While we are singing, the clergy goes to the altar and gets the special Gospel book. The acolytes also get the cross and processional candles and lead the deacon/priest to the middle of the center aisle. Everyone in the pews turn to face them.

The Liturgy of the Word



The deacon or priest will hold up the book (Gospel Book) and announce the Gospel (Matthew, Mark, Luke, or John) that is to be read. We respond with, *“Glory to you, Lord Christ.”*

At the end of the reading we respond with, *“Praise to you, Lord Christ.”*

The Liturgy of the Word



The priest will stand in the pulpit, which is located on the left as you face the altar. We sit down and he/she will begin the sermon.

The priest will talk about the readings from the Bible and how they may become a part of our lives. This is called the Sermon.

At the end of the Sermon the priest will invite everyone to stand and say the Nicene Creed; this is an outline of what we believe. It can be found in the bulletin or the Red Book of Common Prayer.

The Liturgy of the Word

We also stand to say the Prayers of the People. Prayer is communicating with God; by thought and deeds, with or without words. Some prayers are said aloud, others are spoken in our mind and not said aloud. The prayers we use are found in the Red Book of Common Prayer.

You might think of people who need your prayers and offer them now.

We pray for local needs, national needs, and needs all around the world. We include prayers for things that have just happened in the world, as well as people who need our prayers every week.



The Second Part of the Service- The Liturgy of the Table



We now move to the second part of the service called the Liturgy of the Table; which includes receiving communion.

As a kind of a bridge between the two parts of the service; we all stand up and the priest will say, “The peace of the Lord be always with you,” We respond, “*And also with you,*” Jesus said this to His disciples when He appeared to them after His resurrection from the dead.

We then turn to those around us and offer a sign of peace; usually a handshake. Passing the peace is a symbol of unit in the Christian community. Children who have heard the Word of God elsewhere return at this time.

The Liturgy of the Table

We then sit down and the priest will welcome everyone to church and make a few announcements regarding upcoming events.

The priest will then make an offering sentence. These are sentences of Scripture and are found on 343 in the Red Book (Book of Common Prayer.) We remain seated and the choir will sing a song.

While they are singing, the ushers will come from the back and receive the brass plates (Alms basins) from the acolyte. They will pass the plate to the people to give money in them that will help with outreach programs of the church, pay for staff, general maintenance and care of the church buildings.



The Liturgy of the Table

During this time, the deacon or priest will set the table for the Eucharist by placing the items needed on the free standing altar. We will then sing a song to praise God for all that God has given us, called the Doxology.



We stand up as the ushers bring the plates to the front of the church. They are given back to the acolyte and then to the clergy. They are set on the altar as the people's offerings to God.

The Liturgy of the Table



We begin with the Great Thanksgiving (Eucharistic Prayer). This can be found in the Red book (Book of Common Prayer).

Watch the priest and see when he/she reaches out with their hands and asks God to send the Holy Spirit upon these gifts. This is called the Gesture of Epiclesis. (A big word which means the point at which the Holy Spirit is asked to change the bread and wine into the Body and Blood of Jesus Christ)

The Liturgy of the Table



Listen for the priest to say, “This is my body which is given for you.” these are the words Jesus said at the Last Supper. Watch as the priest raises the bread up for you to see.

The priest will end by saying, *“Through Christ, with Christ and in Christ, in the unity of the Holy Spirit all honor and glory is yours, Almighty Father, now and for ever.”*

We say **“Amen.”**

We will then say together the Lord’s Prayer.

The Liturgy of the Table

***Our Father,
Who art in heaven, hallowed be thy name,
thy kingdom come, thy will be done,
on earth as it is in heaven.
Give us this day our daily bread, and forgive us our
trespasses
as we forgive those who trespass against us.
And lead us not into temptation,
but deliver us from evil. For thine is the
kingdom, and the power
and the glory,
for ever and ever.
Amen.***

This is a prayer that Jesus taught to His disciples and is still used today by Christians around the world.

The Liturgy of the Table- Receiving Communion



After all the clergy and those serving at the altar have received communion, the people (Congregation) will come down the center aisle. You can receive the bread and wine which is the body and blood of Jesus either at the standing station or up at the altar rail at this time. You may also choose to receive just the bread by crossing your arms over your chest when the wine is offered to you. That will let the chalice bearer know you do not wish to receive wine. If you do receive wine, you may either take a sip (the person holding the chalice will guide it to your lips), or you may dip the piece of bread into the cup slightly until the bread touches the wine.

This is the table of the Lord. All are welcome to the table to receive communion!

The Liturgy of the Table



As you come up to the altar, look at all the symbols in the tiles on the floor. They all represent God/Jesus/Holy Spirit in some way.



This is one of the kneelers at the altar rail where you can receive communion.

The Liturgy of the Table

Once you receive communion, you return to your seat and sit or kneel down to spend some quiet time in prayer with God. It is a time to be listening for God and also singing the songs that the choir is helping to lead.

When everyone is finished, the deacon/priest will clear the table (altar) and the items used during Communion are taken to the sacristy, which is a side room that volunteers who are members of the Altar Guild (group) use to prepare the items for services.



The Liturgy of the Table

We all stand for the prayer after Communion. It is




found in the Red book (Book of Common Prayer). The priest offers a final blessing.

We stand to sing the Recessional Hymn. The choir will come back down the center aisle, along with the acolytes, and other adults (Lay Eucharistic Ministers) and priest.

The deacon or priest will dismiss the people and they will respond. The respond sometimes changes, so it can always be found in the bulletin.

As you leave the church, look at all the beautiful stained glass windows and the symbols that are inside them.



To find out more about St. Paul's:

You can learn more about St. Paul's through many different social media tools:

www.stpaulsduluth.org - has general information about the church and is 24/7 faith formation at your finger tips with resources for all ages!

www.pinterest.com/stpaulsduluth/



[instagram.com/stpaulsduluth/](https://www.instagram.com/stpaulsduluth/)



Stpaulsepiscopalchurchduluth channel



@StPaulsDuluth



